

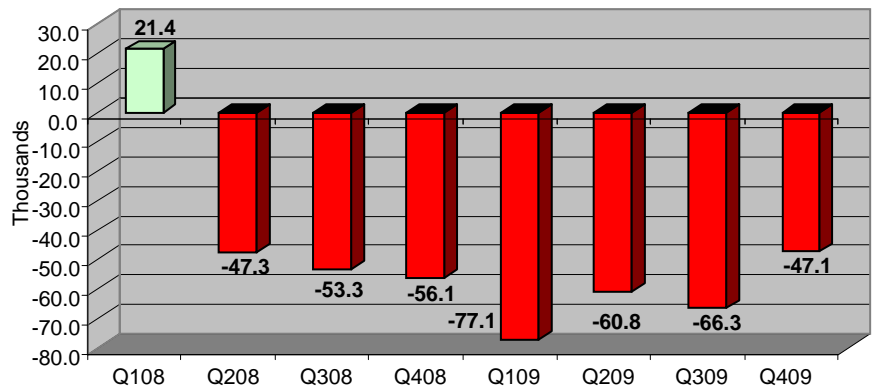
Peel Labour Market Backgrounder

A special report prepared for the Mississauga Job Creation Summit

Unemployment in Peel

The graph on the right shows significant deterioration in Peel's labour market (employment) conditions during 2008 and 2009. The decline started in the second quarter of 2008, coinciding with the onset of the global economic recession. Labour market conditions continued to worsen throughout 2009 with quarterly losses in Peel's average employment (unadjusted). The graph shows quarterly employment changes in Peel's labour market based on year-over-year quarterly comparisons (e.g., in the 4th quarter of 2009, 47,100 fewer people in Peel were employed compared to the 4th quarter of 2008.)

Quarterly loss of employment in Peel's labour market

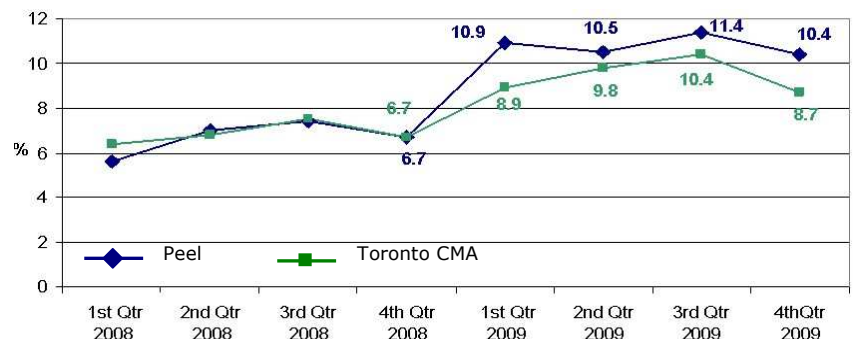


SOURCE: Statistics Canada, Labour Force Survey

Peel's seasonally unadjusted¹ quarterly unemployment rate was above the 10% mark throughout 2009 and was consistently higher than that of the Toronto Census Metropolitan Area (CMA). This resulted in a significant increase in Peel's annual average unemployment rate from 6.6% in 2008 to 10.4% in 2009.

Unemployment Rate in Peel and Toronto CMA

(Quarterly, Seasonally Unadjusted)

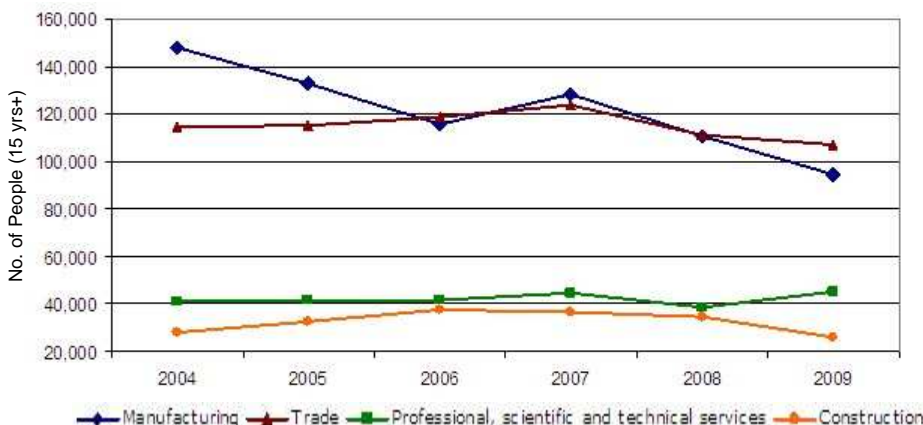


SOURCE: Statistics Canada Labour Force Survey (LFS), Statistics Canada Table 282-0052 LFS estimates

Peel's Employment by Industry

Peel residents working in Peel's two largest industries, manufacturing and trade, have suffered significant job losses in recent years. Manufacturing employment has been on the decline since 2004 with 53,100 fewer persons employed in this industry. In the two year period 2007-2009, over 33,000 persons in Peel lost jobs in manufacturing.

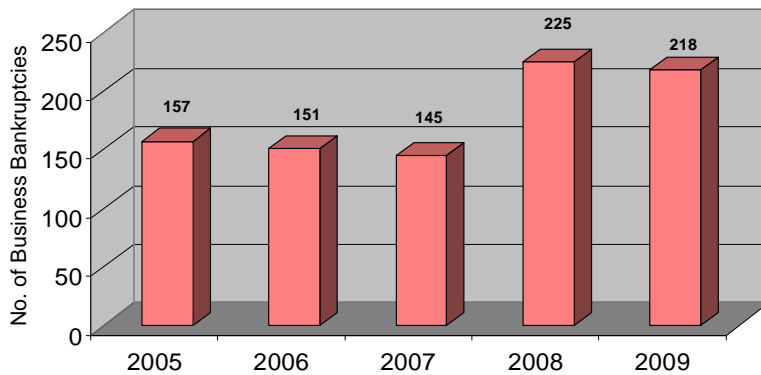
Peel's Employed Labour Force in Key Industries



Other key industries registered losses over the same period including, trade (-16,500) and construction (-10,300). Employment in professional, scientific and technical services was one of the few large industries in Peel that has steadily grown since 2004 (+4,200) and between 2007 and 2009 (about +1,000).

SOURCE: Statistics Canada Labour Force Survey (LFS)

Business Bankruptcies in Peel

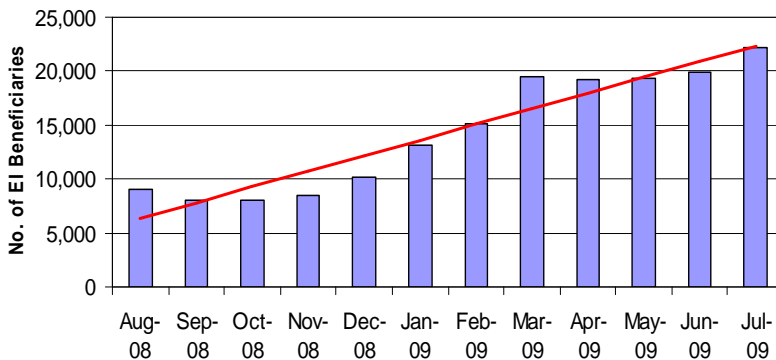


Peel business bankruptcies: Jan. – Sept. 2005 - 2009

SOURCE: Office of the Superintendent of Bankruptcy

Coinciding with the onset of the global recession and the deterioration in Peel's economic conditions, business bankruptcies in Peel jumped from 145 bankruptcies in 2007 to 225 in 2008, an increase of 55%. For the first nine months of 2009 (January–September), the number of business bankruptcies remained relatively high at 218 cases, but this number was down 3.1% relative to the same period in 2008. During the January–September 2009 period, the number of business bankruptcies in Mississauga and Caledon fell while the total number of business bankruptcies in Brampton was relatively flat.

Employment Insurance

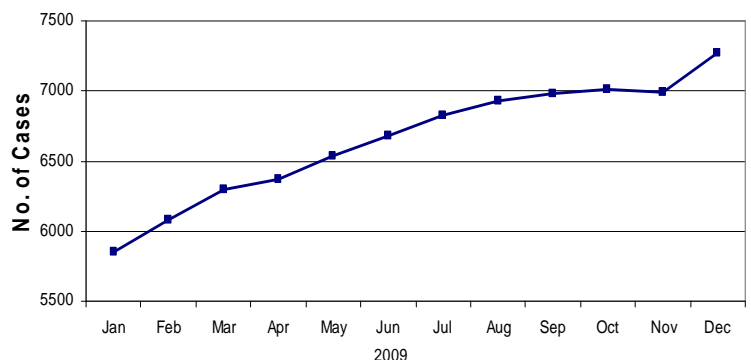
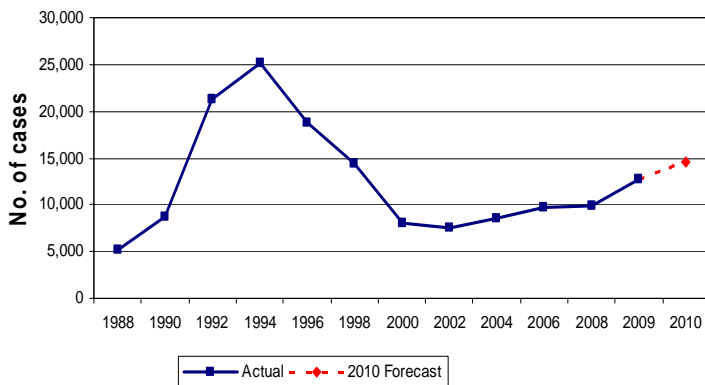


Employment Insurance recipients in Mississauga: August 2008 to July 2009

Source: Service Canada Centre, Halton-Peel Region

The number of residents in Mississauga collecting Employment Insurance regular benefits has dramatically increased since the start of the recession. In the twelve month period from August 2008 to July 2009, the number of people in Mississauga receiving EI increased by a dramatic 145%. Brampton and Caledon experienced similar increases with 157% and 149% increases respectively. As of July 2009, there were 22,210 EI recipients in Mississauga.

Ontario Works Caseload



Social assistance caseload trend in Peel Region

In 2009, the average monthly Ontario Works caseload in Peel increased by 28.5% reaching 12,821 cases by year's end. Peel's unemployment rate is expected to remain high in 2010. Reflecting this, Peel's Ontario Works' average monthly caseload is forecast to be 14,614 cases in 2010, up 14 per cent from the 2009 average.

Ontario Works (Social Assistance) Mississauga

During 2009, the number of Mississauga residents on the social assistance caseload increased by nearly 25%, to 7,274 people.

Source: Region of Peel, Human Services